

# SupplyScale

**AUTOMATED WEIGHT-BASED  
DISPENSING WITH MANAGED  
ACCOUNTABILITY**

Using industry leading weight-based sensing technology and our patented SecureBin™ system, SupplyScale® delivers absolute accountability at the item level with amazing ease-of-use. SupplyScale quickly and accurately calculates the number of items taken, returned, or restocked, with no repackaging or tagging needed.

## SUPPLYSCALE DELIVERS

Quick and easy access

- Intuitive menus and prompting mean minimal steps for set-up and load
- Eliminate individual item counting for rapid refill

Improved accountability

- Extremely accurate
- Locked covers on every bin

Outstanding value

- Manage higher quantities of smaller items more cost effectively
- Lower cost of ownership than other options

## FEATURES

- Inventory count automatically adjusted upon completed transaction
- Pick-to-light functionality on all drawer and bin locations
- SecureBin™ locking system on every bin cover lid
- Supports multiple lid and drawer depth configurations
- Minimal calibration maintenance

## APPLICATIONS

Fasteners • Fittings • Welding Supplies • Cutting Tools  
Spare/Critical Parts • Electrical Connectors and Terminals  
Sensors • Safety Equipment • Bearings • Abrasives  
Switches • Tool Return Verification • Nuts, Bolts, Rivets  
Consumables • Valves • Bin Stock • And many more!



Pick-to-light technology and scale operating icons guide users.



FLASHING GREEN  
ICON INDICATES  
SCALE IS READING



SOLID GREEN  
ICON INDICATES  
STABLE READ



RED ICON INDICATES  
OVERWEIGHT  
CONDITION



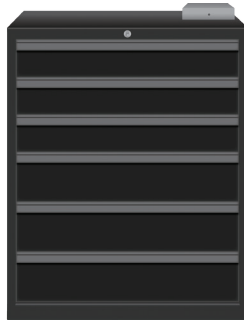
SupplyScale is a great solution for fasteners, fittings, tooling and welding supplies, and critical spare parts; it quickly and accurately calculates individual items or handfuls of inventory being taken or returned.

## SPECIFICATIONS


Choose the number of drawers and the lid configuration that meets your needs. Customize each drawer with 8, 16, or 24 lids which come with SecureBin locking lid technology for every location.



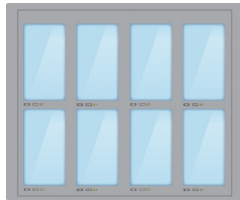
6 DRAWER



7 DRAWER



Dimensions are lid openings



**8 LID**  
4.96" W x 9.50" H  
Est. lbs. per SecureBin: 12.50  
Max lbs. per drawer: 100



**16 LID**  
4.96" W x 4.02" H  
Est. lbs. per SecureBin: 6.25  
Max lbs. per drawer: 100



**24 LID**  
4.96" W x 2.21" H  
Est. lbs. per SecureBin: 4.16  
Max lbs. per drawer: 100

DRAWERS SUPPORTED	USABLE DEPTH	SUPPLYSIZE CABINET DIMENSIONS
Lista Model 150	2.5"	45.25" H x 28.25" W x 28.5" D (Cabinet Only)
Lista Model 200	4.5"	

## CUSTOM CONFIGURATIONS AVAILABLE

Our industry-leading weight-based sensing technology can be incorporated into SmartDrawer® solutions including 2 and 4 lid options and 6.5" and 8.5" usable depth drawers. Contact your Sales Rep for additional information.